

Herbie® Clip Plastic Hose Clamp

Manual Fitting Tool – Technical Leaflet




Herbie® Clip Plastic Hose Clamp

The Herbie® Clip Hand Tool is designed to tighten Herbie Clips from Size A to size 85. The unique quick release head grips (Thin side fits sizes A-L, Wide side fits sizes M-85) and adjustable end stops mean that consistent tightening can be easily achieved. The tool should be used for low volume applications.

Features

The items marked on the diagram provide the following functions:

- 1 Quick Release Heads for tightening Herbie Clips, reverse if necessary to assemble the ranges
Position a (A-L)
Position b (M-85)
- 2 Handle opening stop limits jaw movement for more rapid tightening.
- 3 Handle closure stop, adjust to determine the number of teeth to be engaged upon tightening.
- 4 Locking tab locks the handles closed when not in use.



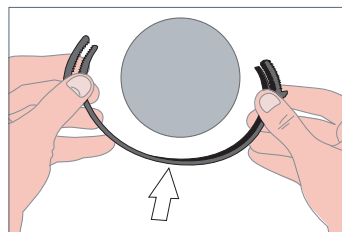
Maintenance

Clean and lubricate pivot with light grease regularly to ensure continuing reliability.

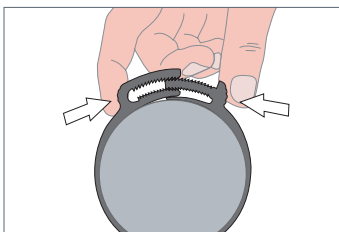
Pneumatic Tooling

To maximise the potential of the Herbie® Clip on high volume production lines a full range of pneumatic tooling is available.

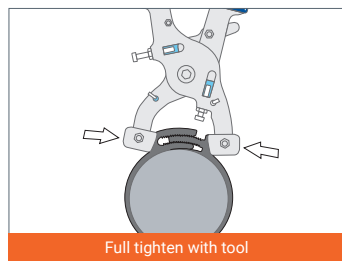
Fitting Instructions



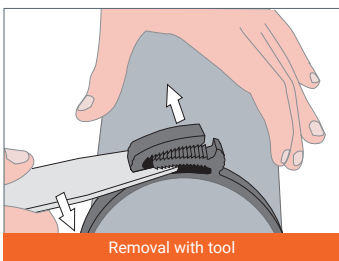
Wrap Herbie Clip around hose



Engage teeth initially by hand

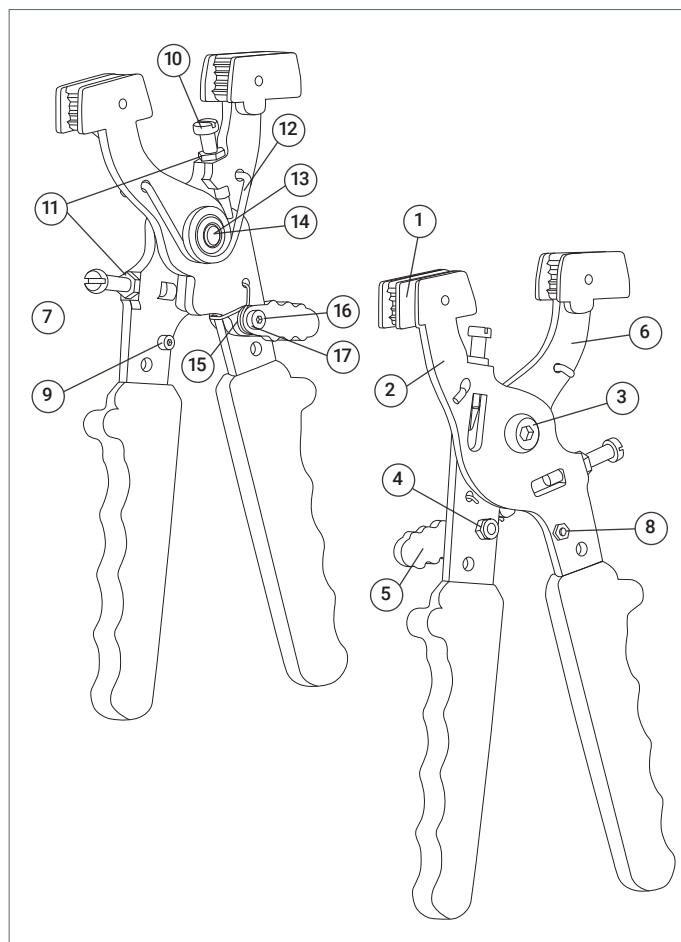


Full tighten with tool



Removal with tool

Parts List



Item	Part Number	Description
1	532A & 532D	Quick Release Jaws (Pair)
2	532B	Leg 1
3	-	M6x16 Roofing Screw
4	-	M4 Nyloc Nut
5	532N	Latch
6	532C	Leg 2
7	-	M5x30 Cheese Head Screw
8	-	M3 Half Nut
9	-	M3x6 Cap Head Screw
10	-	M5x25 Cheese Head Screw
11	-	M5 Half Nut
12	532W	Handle Spring
13	528N	Hex Bush
14	-	M6 Full Nut
15	532X	Latch Spring
16	-	M4x16 Button Head Screw
17	-	M4 Washer 9.8mm OD

HCL – UK & Rest of the World

Tel: +44 (0)1761 417714
Fax: +44 (0)1761 417710
Email: sales@hcl-clamping.co.uk

HCL – North America

Tel: 281-717-1145
Fax: 281-717-1146
Email: sales@hcl-clamping.com

Visit www.hclfasteners.com to view our complete range of products.

November 2020